

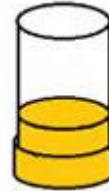
Slice Capsules

Catalog 71189

Embedding Samples on Slice Capsule



1. Close the cover, then pour resin into the capsule until half full



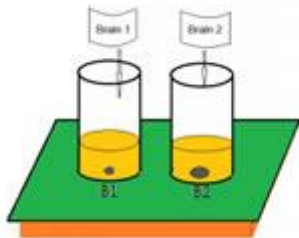
2. After the resin solidifies, a half block forms



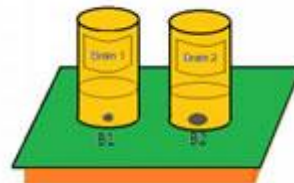
3. Place the ACLAR film containing flat embedding samples on the glass slide



4. Drop a small amount of resin on the samples



5. Place the half block on the samples, then place a label in the capsules



6. Pour more resin into and fill the slice capsules